

# OPTIONS

## SECOND DANCER ARM FOR THIN WIRE

	Secondo ballerino per fili sottili Segundo bailarín para hilos finos	
	CODE	
	ASC20-SP	NOT AVAILABLE
	ASC500-SP	
	ASC1000-SP	
	ASC100	
	ASC250	<b>ASC-OP-02</b>
	ASC600	
	ASC610	NOT AVAILABLE
	ASC1000	

## RUBBER MAT ø 900 mm

	Tappeto di gomma ø 900 mm Cinta de goma ø 900 mm	
	CODE	
	ASC20-SP	NOT AVAILABLE
	ASC500-SP	
	ASC1000-SP	
	ASC100	
	ASC250	<b>ASC-OP-06</b>
	ASC600	
	ASC610	NOT AVAILABLE
	ASC1000	

## WIRE ACCUMULATOR (ONLY WITH ASC-OP-03)

	Ammortizzatore per filo (solo con ASC-OP-03) Amortiguador (solo con ASC-OP-03)	
	CODE	
	ASC20-SP	NOT AVAILABLE
	ASC500-SP	
	ASC1000-SP	
	ASC100	
	ASC250	<b>ASC-OP-04</b>
	ASC600	
	ASC610	NOT AVAILABLE
	ASC1000	

## COVER FOR Z2 SPOOL TYPE

	Coperchio per bobine di tipo Z2 Tapa para bobinas de tipo Z2	
	CODE	
	ASC20-SP	NOT AVAILABLE
	ASC500-SP	
	ASC1000-SP	
	ASC100	
	ASC250	<b>ASC-OP-11</b>
	ASC600	
	ASC610	NOT AVAILABLE
	ASC1000	


## WIRE-END SENSOR

	Sensore di fine filo Sensor del fin del alambre metálico	
	CODE	
	ASC20-SP	NOT AVAILABLE
	ASC500-SP	
	ASC1000-SP	<b>ASC-OP-07</b>
	ASC100	
	ASC250	<b>ASC-OP-07</b>
	ASC600	
	ASC610	
	ASC1000	

## HEIGHT OF THE PLATE (+ 450 mm)

	Rialzo del piatto (+ 450 mm) Alto de la mesa (+ 450 mm)	
	CODE	
	ASC20-SP	NOT AVAILABLE
	ASC500-SP	
	ASC1000-SP	
	ASC100	
	ASC250	<b>ASC-OP-08</b>
	ASC600	
	ASC610	
	ASC1000	

## KIT FOR SMALL SPOOL

	Spool center hole: min. Ø20 mm - max. Ø33 mm Spool length: min. 50 mm - max. 250 mm	
	CODE	
	ASC20-SP	NOT AVAILABLE
	ASC500-SP	
	ASC1000-SP	
	ASC100	<b>ASC-OP-13</b>
	ASC250	
	ASC600	NOT AVAILABLE
	ASC610	
	ASC1000	

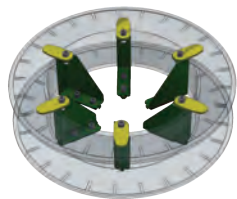
## KIT FOR DIN355 SPOOL

	Spool center hole: min. Ø30 mm - max. Ø58 mm Spool length: min. 60 mm - max. 200 mm	
	CODE	
	ASC20-SP	NOT AVAILABLE
	ASC500-SP	
	ASC1000-SP	
	ASC100	<b>ASC-OP-14</b>
	ASC250	
	ASC600	NOT AVAILABLE
	ASC610	
	ASC1000	

## ADDITIONAL COMPLETE SHAFT

	Albero completo aggiuntivo Eje completo adicional	
	CODE	
	ASC20-SP	NOT AVAILABLE
	ASC500-SP	
	ASC1000-SP	<b>ASC-OP-19</b>
	ASC100	
	ASC250	
	ASC600	
	ASC610	
	ASC1000	

### KIT FOR SK460 SPOOL



Kit per bobine SK460  
Kit para carrete SK460

#### CODE

ASC20-SP	ASC-OP-16
ASC500-SP	ASC-OP-17
ASC1000-SP	NOT AVAILABLE
ASC100	ASC-OP-15
ASC250	NOT AVAILABLE
ASC600	
ASC610	
ASC1000	

### FIXING ROD




Tirante di fissaggio  
Tirante de fijado

#### CODE

ASC20-SP	NOT AVAILABLE
ASC500-SP	
ASC1000-SP	
ASC100	ASC-OP-01
ASC250	ASC-OP-05
ASC600	
ASC610	
ASC1000	ASC-OP-09

### DOUBLE WIRE TURN ON THE MAIN ARM



Doppio passafilo su ballerino  
principale  
Doble pasahilo en bailarín principal

#### CODE

ASC20-SP	NOT AVAILABLE
ASC500-SP	
ASC1000-SP	
ASC100	
ASC250	ASC-OP-03
ASC600	
ASC610	
ASC1000-14-V1	
ASC1000-14-V2	ASC-OP-20