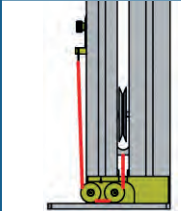


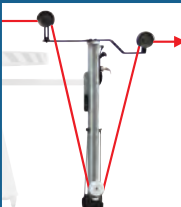
OPTIONS


SPOOL DRIVE	
 <p>Trascinatore rocchetto Conductor de carrete</p>	
MODELS	CODE
ASC20-SP	ASC-OP-22

TENSION SPRING	
 <p>Molla tensionatrice Resorte de tensión</p>	
MODELS	CODE
ASC20-SP	ASC-OP-24

KIT FOR SMALL SPOOLS	
 <p>Kit per bobine piccole Kit para bobinas pequeña</p>	
DETAILS	
Spool center hole: min Ø20 mm - max Ø33 mm Spool length: min 50 mm - max 250 mm	
MODELS	CODE
ASC100	ASC-OP-13

KIT FOR DIN355	
 <p>Kit per bobine DIN355 Kit para bobina DIN355</p>	
DETAILS	
Spool center hole: min Ø30 mm - max Ø58 mm Spool length: min 60 mm - max 200 mm	
MODELS	CODE
ASC100	ASC-OP-14


SECOND DANCER ARM FOR THIN WIRE	
 <p>Secondo ballerino per fili sottili Segundo bailarín para hilos finos</p>	
MODELS	CODE
ASC250	ASC-OP-02
ASC600	

KIT FOR WIRE ON PAY-OFF FOR SPOOLS	
 <p>Kit per filo su svolgitori per piattine Kit para hilo en desbobinadores para fleje</p>	
MODELS	CODE
ASC250-xx-V4	ASC-OP-23

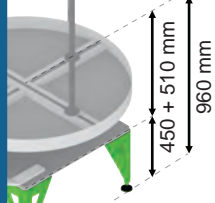
RUBBER MAT (DIAMETER 900 MM)	
 <p>Tappeto di gomma ø 900 mm Cinta de goma ø 900 mm</p>	
MODELS	CODE
ASC250	ASC-OP-06
ASC600	
ASC610	

COVER FOR Z2 SPOOL TYPE	
 <p>Coperchio per bobine di tipo Z2 Tapa para bobinas de tipo Z2</p>	
MODELS	CODE
ASC250	ASC-OP-11
ASC600	
ASC610	
ASC1000	

WIRE ACCUMULATOR (ASC-OP-03 REQUIRED)	
 <p>Ammortizzatore per filo (solo con ASC-OP-03) Amortiguador de alambre (solo con ASC-OP-03)</p>	
MODELS	CODE
ASC250	ASC-OP-04
ASC600	
ASC610	

SECOND OPENABLE LEFT SIDE DOOR	
 <p>Seconda porta apribile su lato sinistro Segunda puerta lateral izquierda abatible</p>	
MODELS	CODE
ASC500-SP	ASC-OP-21

ADDITIONAL COMPLETE SHAFT	
 <p>Albero completo aggiuntivo Eje completo adicional</p>	
MODELS	CODE
ASC500-SP	ASC-OP-19

HEIGHT OF THE TABLE (+450 MM)	
 <p>Rialzo del piatto (+ 450 mm) Alto de la mesa (+ 450 mm)</p>	
MODELS	CODE
ASC1000	ASC-OP-08

KIT FOR SK460 SPOOL			
 <p>Kit per bobine SK460 Kit para carrete SK460</p>			
MODELS	CODE	MODELS	CODE
ASC20-SP	ASC-OP-16	ASC20-SP	ASC-OP-16
ASC500-SP	ASC-OP-17	ASC500-SP	ASC-OP-17
ASC100	ASC-OP-15	ASC100	ASC-OP-15

WIRE END SENSOR	
 <p>Sensore di fine filo Sensor del fin del alambre metálico</p>	
MODELS	CODE
ASC500-SP	ASC-OP-28
ASC250	ASC-OP-07
ASC600	
ASC610	
ASC1000	

FIXING ROD



ASC-OP-01



ASC-OP-05 / ASC-OP-09


Tirante di fissaggio
Tirante de fijado

MODELS	CODE
ASC100	ASC-OP-01
ASC250	ASC-OP-05
ASC600	
ASC610	ASC-OP-09
ASC1000	

DOUBLE WIRE TURN ON THE MAIN ARM



ASC-OP-03



ASC-OP-20

Doppio passafilo su ballerino principale
Doble pasahilo en bailarín principal

MODELS	CODE
ASC250	ASC-OP-03
ASC600	
ASC610	
ASC1000-14-V1	ASC-OP-20
ASC1000-14-V2	

SIGNAL LAMP



Lampeggiante di segnalazione
Lámpara de señal

MODELS	CODE
ALL MODELS	ASC-OP-29