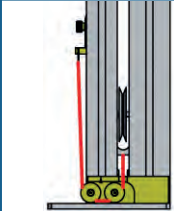



OPTIONS

| SPOOL DRIVE | |
|---|-----------|
|  <p>Trascinatore rocchetto Conductor de carrete</p> | |
| MODELS | CODE |
| ASC20-SP | ASC-OP-22 |

| TENSION SPRING | |
|---|-----------|
|  <p>Molla tensionatrice Resorte de tensión</p> | |
| MODELS | CODE |
| ASC20-SP | ASC-OP-24 |

| KIT FOR SMALL SPOOLS | |
|--|-----------|
|  <p>Kit per bobine piccole Kit para bobinas pequeña</p> | |
| DETAILS | |
| Spool center hole: min Ø20 mm - max Ø33 mm Spool length: min 50 mm - max 250 mm | |
| MODELS | CODE |
| ASC100 | ASC-OP-13 |

| KIT FOR DIN355 | |
|---|-----------|
|  <p>Kit per bobine DIN355 Kit para bobina DIN355</p> | |
| DETAILS | |
| Spool center hole: min Ø30 mm - max Ø58 mm Spool length: min 60 mm - max 200 mm | |
| MODELS | CODE |
| ASC100 | ASC-OP-14 |

| SECOND OPENABLE LEFT SIDE DOOR | |
|--|-----------|
|  <p>Seconda porta apribile su lato sinistro Segunda puerta lateral izquierda abatible</p> | |
| MODELS | CODE |
| ASC500-SP | ASC-OP-21 |

| ADDITIONAL COMPLETE SHAFT | |
|--|-----------|
|  <p>Albero completo aggiuntivo Eje completo adicional</p> | |
| MODELS | CODE |
| ASC500-SP | ASC-OP-19 |

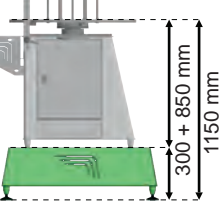
| KIT FOR SK460 SPOOL | | | |
|--|-----------|-----------|-----------|
|  <p>Kit per bobine SK460 Kit para carrete SK460</p> | | | |
| MODELS | CODE | MODELS | CODE |
| ASC20-SP | ASC-OP-16 | ASC20-SP | ASC-OP-16 |
| ASC500-SP | ASC-OP-17 | ASC500-SP | ASC-OP-17 |
| ASC100 | ASC-OP-15 | ASC100 | ASC-OP-15 |

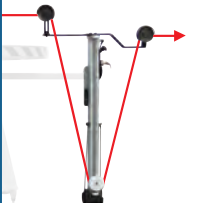
| FIXING ROD | |
|---|-----------|
|  <p>Tirante di fissaggio Tirante de fijado</p> | |
| MODELS | CODE |
| ASC100 | ASC-OP-01 |
| ASC250 | ASC-OP-05 |
| ASC600 | |
| ASC610 | |
| ASC1000 | ASC-OP-09 |

| RUBBER MAT (DIAMETER 900 MM) | |
|--|-----------|
|  <p>Tappeto di gomma ø 900 mm Cinta de goma ø 900 mm</p> | |
| MODELS | CODE |
| ASC250 | ASC-OP-06 |
| ASC600 | |
| ASC610 | |

| COVER FOR Z2 SPOOL TYPE | |
|--|-----------|
|  <p>Coperchio per bobine di tipo Z2 Tapa para bobinas de tipo Z2</p> | |
| MODELS | CODE |
| ASC250 | ASC-OP-11 |
| ASC600 | |
| ASC610 | |
| ASC1000 | |

| WIRE ACCUMULATOR (ASC-OP-03 REQUIRED) | |
|--|-----------|
|  <p>Ammortizzatore per filo (solo con ASC-OP-03) Amortiguador de alambre (solo con ASC-OP-03)</p> | |
| MODELS | CODE |
| ASC250 | ASC-OP-04 |
| ASC600 | |
| ASC610 | |
| ASC610 | ASC-OP-27 |

| HEIGHT OF THE TABLE (+300 MM) | |
|---|-----------|
|  <p>Rialzo del piatto (+ 300 mm) Alto de la mesa (+ 300 mm)</p> | |
| MODELS | CODE |
| ASC250 | ASC-OP-30 |
| ASC600 | |

| SECOND DANCER ARM FOR THIN WIRE | |
|---|-----------|
|  <p>Secondo ballerino per fili sottili Segundo bailarín para hilos finos</p> | |
| DETAILS | |
| Ø 0,1 - 0,8 mm | |
| MODELS | CODE |
| ASC250 | ASC-OP-02 |
| ASC600 | |

| KIT FOR WIRE ON PAY-OFF FOR STRIPS | |
|---|-----------|
|  <p>Kit per filo su svolgitori per piattine Kit para hilo en desbobinadores para fleje</p> | |
| MODELS | CODE |
| ASC250-xx-V4 | ASC-OP-23 |

WIRE END SENSOR




ASC-OP-07



ASC-OP-28

| Sensore di fine filo Sensor del fin del alambre metálico | |
|---|------------------|
| MODELS | CODE |
| ASC500-SP | ASC-OP-07 |
| ASC250 | |
| ASC600 | |
| ASC610 | |
| ASC1000 | |

DOUBLE WIRE TURN ON THE MAIN ARM



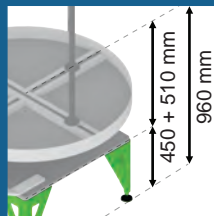
ASC-OP-03



ASC-OP-20

| Doppio passafilo su ballerino principale Doble pasahilo en bailarín principal | |
|--|------------------|
| MODELS | CODE |
| ASC250 | ASC-OP-03 |
| ASC600 | |
| ASC610 | |
| ASC1000-14-V1 | ASC-OP-20 |
| ASC1000-14-V2 | |

HEIGHT OF THE TABLE (+450 MM)



| Rialzo del piatto (+ 450 mm) Alto de la mesa (+ 450 mm) | |
|--|------------------|
| MODELS | CODE |
| ASC1000 | ASC-OP-08 |

SIGNAL LAMP



| Lampeggiante di segnalazione Lámpara de señal | |
|--|------------------|
| MODELS | CODE |
| ALL MODELS | ASC-OP-29 |